



# Quivers & Quarrels



*The Official Publication for the Archery Community of the  
Society for Creative Anachronism, Inc*

A.S. 49 XLIX • Volume 1, Issue 7 • Spring 2015

Interview with the Honorable Lord Padraig MacRaighne

Guest Column: Perspectives on being a Kingdom  
Archery Champion

The Learning Archer: Research, Scholarship,  
and Critical Thought

Oddessy to the Top of the Mountain

Winter SSAC Scores

Spring SSAC Rules

2014 Final IKAC Results

Better War Through Archery

Young Vlad

Local Practices

*Cover Photo by  
Baroness Geniveve Rose de Glendalough*



*Quivers & Quarrels* is the official publication for the archery community of the **Society for Creative Anachronism, Inc.**, and is published as a service to the archery community.

This publication is available online at <http://newsletter.sca.org/> for current Sustaining and International members.

---

*Editor/Chronicler*

**Sayako Enoki**

Barony of Dragon's Lair, An Tir  
(Linda Tsubaki, Seabeck, WA)  
[qqchronicler@gmail.com](mailto:qqchronicler@gmail.com)

*Contributing Editors*

**Sir Jon Fitz-Rauf, O.L., O.P., RMC**

Barony of Westermarck, West  
(John Edgerton, CA)

**Lady Ouregan filia Flaviani**

Caid  
(Linda-Rose Myers, Los Angeles, CA)

**Lord Gaelen O'Gradaigh**

Barony of Brendoken, Midrealm  
(Kevin Kern, Caledonia, OH)

**Alas bin Canasta**

Barony of Krae Glas, Lochac  
(Ted Russ, Korumburra, VIC,  
Australia)

**Lord Eirik Gralokkr**

Barony of Sacred Stone, Atlantia  
(Michael Matthews, Charlotte, NC)

*Art Director*

**THL Crisstofanus Castellani**

Captain of Archers, Caid  
(Christopher Hall, CA)



<https://www.facebook.com/groups/QuiversQuarrels/>

## About Membership in the SCA

Become a new member of the Society for Creative Anachronism, or renew your existing membership online. Please visit <https://membership.sca.org/> to join or renew.

### The benefits of an SCA membership include:

- The ability to hold office.
- Membership entitles you to voting privileges in your local group.
- The ability to compete in Crown/Coronet tournaments.
- Discounted entry fees at some events.
- Your membership card speeds your check-in at events since membership includes a signed waiver.
- Sustaining and International members receive their kingdom's newsletter, and can subscribe to additional publications.

*Additionally, your fees help support the SCA infrastructure, including worldwide liability coverage for our chapters, and the ability to maintain consistent rules and standards throughout the society.*

Memberships are available from the Member Services Office, SCA, Inc., P.O. Box 360789, Milpitas, CA 95036- 0789.

---

Copyright © 2015 **Quivers & Quarrels**,  
and **Society for Creative Anachronism, Inc.**

For information about reprinting photographs, articles, or artwork from this publication outside of the SCA community, please contact the *Quivers & Quarrels* Editor, who will assist you in contacting the original creator of the piece. Please respect the copyrights of our contributors.



Photo credit: Viscountess  
Elashava bas Riva



Photo credit: Countess  
Dulcia MacPherson

# Contents

Horatius Cocles Defending the Sublician Bridge, anoniem, c. 1550. Rijks Museum.

## Features

- 6** **Personal Profile: Interview with the Honorable Lord Padraig MacRaigne of the Kingdom of the Middle**  
THL Padraig MacRaigne is a long-time archer in the SCA, and is the current Kingdom Deputy Earl Marshal for Target Archery.
- 10** **Technical: Odyssey to the Top of the Mountain**  
Many archers learn to shoot, and learn to shoot well, without the benefit of access to regular formal lessons. This article is one archer's journey into unlocking skill in archery.
- 12** **Historical: The Learning Archer: Research, Scholarship, and Critical Thought.**  
What makes for really good research and quality learning? This article broadly talks about scholarship and how to achieve it as it pertains to archery and the SCA, though good scholarship is applicable everywhere.

## Departments

4 Editor's Letter

### Community News

- 5 Guest Column: Perspective on Being a Kingdom Archery Champion  
5 Photo Credit Correction

### Competitions and Highlights

- 20 Spring SSAC Rules  
22 Winter SSAC Scores  
23 Final 2014 IKAC Standings  
25 Event Highlights: Better War through Archery  
26 Youth Highlights: Young Vlad of the Barony of the Flaming Gryphon

28 Local Archery Practices



Our beautiful cover for this edition of *Quivers & Quarrels* is by Baroness Geniveve Rose de Glendalough (MKA Patresha Roehre).

Previous issues of Quivers & Quarrels are available in the "files" section of <https://www.facebook.com/groups/QuiversQuarrels/>, at [newsletter.sca.org/archery-community.html](http://newsletter.sca.org/archery-community.html), from <http://scores-sca.org/qnq>, or by request from the Chronicler at [qqchronicler@gmail.com](mailto:qqchronicler@gmail.com)



## Social Change is in the Air

Mighty Archers of the Known World,

There have been lots of things to talk about in our archery community over the last few months. One of the foremost, aside from the Lars Anderson video, has been the new Order of Defense and the ensuing movement to create an omnibus peerage for the non-rattan and non-rapier martial disciplines of the SCA. The Aethelmearc Gazette recently published an interview with Duchess Tessa the Huntress of Aethelmearc, who has organized and is leading the movement to create an omnibus martial peerage. She has also created a separate steering committee, composed of various peers from across martial disciplines and kingdoms of the Known World, to develop a proposal to send to the Board of Directors, and if necessary, to draft an action plan for the movement following any recommendations from the Board.



Social networking has become a powerful tool for communities. The movement for the creation of new peerages began over 15 years ago, but such movements demand that individual and community efforts are able to be organized and coordinated. Social networking not only provides the means to coordinate decentralized and dispersed communities, but it also gives individuals easy and accessible means to have a meaningful voice. However, while voice and awareness are a critical beginning for such movements, voice and awareness alone are not enough to change our little corner of the world for the better. In order to continue to keep the issue of peerage on the policy-making table, we must not only maintain our voice and encourage a growing level of public awareness, but we must also “do”. Changing our little corner of the world requires action. There is seldom any high ground to be had when the issue is about the growth and enrichment of a community. There is only progress, and progress is often made inch by inch, by overcoming one obstacle at a time.

What can you do to support the creation of a new omnibus peerage? Join the Martial Peerage group on Facebook (<https://www.facebook.com/groups/638147782978374/>), or the Martial Peerage forum on the internet (<http://omnibus.freeforums.org/>). Write a letter in support of omnibus peerage to the Board of Directors. There are many fine examples of letters written by others in the Facebook group if you need writing inspiration. Wear the “Omnibus O” badge with your garb and your kits (samples are available from the Facebook group or the Aethelmearc Gazette article), participate in the discussion to add your voice to the final outcome, and stay in touch with the movement so that you are aware of any calls to action. Like many of you, I enjoy participating in more than one martial activity, none of which currently have an associated patent of arms. I look forward to the day that great participants in these activities can be honored for their contributions with peerage.

Here is a link to the article in the Aethelmearc Gazette: <http://aethelmearcgazette.com/2015/02/27/the-omnibus-martial-peerage-movement-an-interview-with-duchess-tessa-the-huntress/>

Yours in Service,  
Sayako Enoki



## Guest Column: Perspectives on Being a Kingdom Archery Champion

*By Master Dougale MacAlestyr O.P.*

Being selected to be the Kingdom Archery Champion (KAC) is quite an honour. Some may feel that it is just standing around on the back of the dais. It has been quite a lot more than that.

So is it about shooting? Well sure! But, I have found it to be based in trust and not necessarily in marksmanship, although marksmanship does indeed help.

Trust is about trust in you, that you will shoot to the best of your ability, and that you will take on any challenges with an open hand and a smile. Through my travels and at Pennsic and Gulf Wars, I have made friends in many Kingdoms. We joke and carry on as friends do. But when it comes to shooting, I want their A-game and I make sure they get mine, else I feel it would be insulting and a waste of everyone's time.

Trust is about trust that you will promote and be a cheerleader of archery. Get out there and shoot! Help others to do so as well, be it through instruction and running lines, obtaining loaner gear, or making permanent tackle.

Trust is about trusting that you will be helping hands when the need arises. Help setup and tear down, and provide instruction and guidance. Try to inspire the

populace to say "Hey that's cool! I'm going to try that."

As my wife Jennie, or "Baroness Jane the Tall", says, "Go be the 'face of archery'."

Trust is about trusting that your counsel is unbiased and truthful. The Crown may ask your opinion on a variety of topics, and will expect honest answers about changes in policy, insight into war point negotiations, and occasional award recommendations. Do your best and give the most accurate information you can so They can make the best decisions possible. They also trust that you will keep these conversations confidential.

Trust is something important that the Crown has invested in you to do the right thing, for you don't only represent the Crown on the archery range, which you do, but you represent the Populace of your Kingdom. Members of the Society who meet and interact with you at events the world over will remember you and how you treated them, and those experiences reflect upon the Kingdom. So, be a good ambassador and show the world what your Kingdom can do. As KAC I felt expected to maintain a polished appearance, be courteous at all times, to be a gentle person.

Thank you for listening to my ramblings.



## Correction

Quivers & Quarrels omitted a proper credit for the photo of Ambrosius filius Merlinus (aka "Merlin") in the previous edition.

*The photographer for this photo is Lady Catalina Iannarella di Colliano.*

## Interview with the Honorable Lord Padraig MacRaighne

by Lord Gaelen O'Gradaigh and Sayako Enoki

*Quivers & Quarrels recently interviewed THL Padraig MacRaighne of the Kingdom of the Middle. THL Padraig first began playing in the SCA in AS 23. He was honored with the an Award of Arms three years later, which was the first of several awards recognizing his accomplishments an service, culminating two Grants of Arms. THL Pradraig was admitted to the Order of the Greenwood Company in AS 37 for service, skill, and leadership in archery, and the Order of the Dragon's Heart in AS 39, which is awarded for exemplary service to the Kingdom.*



THL Padraig MacRaighne  
Photo: Lord Gaelen O'Gradaigh

**F**irst, please tell us who you are and about your persona.

My “real life” name is Frederick (Fred) Fenters. I am a Vietnam Era (did not actually go and shoot at people) veteran of the US Army.

My persona is an 11th century Irish mercenary named Padraig MacRaighne

(sometimes MacCraighne) who is a resident of Byzantium and works for the Office of Barbarians as Guard Captain for caravans into the Rus and other regions to the north and east (Shh! He’s a spy!)

**Tell us one really interesting thing about you that no SCAdian would guess was true. It can be modern.**

I was born at Lochbourne Air Force Base outside

Columbus, Ohio. My father was discharged two months before I was born, but the USAF considered me to be a “service related disability” for my mother!

**When and what was your first SCA event, and what inspired you to join?**

My first SCA event was called Plague and Pestilence in the spring of 1989. It was held in what was then the Canton of Roaring Wastes (now an independent Barony) of the Barony of Northwoods. I was drafted to help with armor by a fellow named RanthulfR who later became Master of the Laurel and was Knighted.

I became a paid member of the SCA in order to be an archery marshal a few months later. My original proof of membership was to hand Grey Oddsson an envelope, showing him the contents... A money order and my application for membership, “We need to swing past a post office on the way to the event.”

**Do your modern and SCA lives influence each other?**



I met both my ex-wife (mother of the boys) and my present lady through the Society. Elder son thought his Platoon Sergeant looked familiar when heading to Afghanistan. He was one of the primary trainers for Sword and Shield, back in the day, Pharamond of Flanders!

**Do you want to say anything about your family? We know your lady and sons are very important to you.**

I am very proud of both of my sons. The elder is child of my heart, not my body, and younger son is both. I could not survive without my beloved Em. ‘Nuff said!

**What would you say is the most important thing about SCA life?**

People caring about and helping one another. Shortly after my wife and I separated, someone broke into my automobile and stole the suitcase with most of my SCA garb in it. I had just

moved to a different Barony. The ladies of the local branch made and gifted me several complete outfits, including a new hood (Greenwood Company regalia)! In my present Barony, someone’s house burned. Within 48 hours, over \$5000 had been raised in cash to help out, along with clothing, household goods, and more.

**Do you have a funny story about or a favorite memory of archery in the SCA?**

My first Pennsic War was XIX. I signed up for a shift as an Inspecting Marshal and had a beautiful young lady come in with her bow. I checked the bow, unstrung, and all looked fine. She asked for help stringing it to continue the inspection, which I gave her. Upon coming to the draw, she and the bow seemed well matched, but the “little guys” who live in the back of my head were jumping up and down shouting, “Make her draw that again!” I had her ease the string down and draw again. KABAM!!! As I

slowly rose up off the floor, I saw the other marshal in the tent crawl out from under the table, and I saw the young lady giving “white lessons” to our notepad (she had gone so pale that she rivaled the color of the paper). She was holding the bottom half of her bow with the upper limb at her feet.

We looked out the door after ensuring everyone was unharmed, and saw the HUGE white Panama hat of the Midrealm Archer General approaching. As Master Aldric Greystone entered the tent, my brother marshal held out the two pieces [of the broken bow] and asked, “Aldric, CAN WE FLUNK THIS BOW?”

**What is a thing that you have done or accomplished in the SCA that brings you the most joy?**

I have watched new people join in and become members of the Society, participating in all the arts and sciences. My elder son was the first child busker at Pennsic and did very well at it. Teaching archery has always been a thrill, especially when a student suddenly “gets it” and hits the bull’s-eye for the first time.

**What have your achievements been?**

As an archer, I made my way onto the Midrealm Pennsic Champions Team the first time a couple of years before my younger son was born. I was made a Companion of the Greenwood Company (GoA award for archery and thrown weapons) when the baby was about 9 months old. I have been an archery marshal for over 25 years, and was the second thrown weapons marshal warranted in Pentamere (Michigan) in the Middle Kingdom.

**What is your office and position in the SCA, and in what kingdom?**

Middle Kingdom Deputy Earl Marshal for Target Archery is the “proper” title. Kingdom Archery Marshal is the easiest to recognize.



## When and how did you first discover archery, and what kinds of archery have you done and do you do today?

I first shot a bow in the Summer Recreation program as a child in the early 1960s. While my parents never gave me a “real” bow, I still would shoot one whenever I got the chance. I have shot just about any bow without wheels on the limbs. The hand bow I used the longest in SCA was a 47# Bear Grizzly. Age and injuries keep me shooting either lighter draws or crossbows these days.

## As the new head of target archery in the Middle Kingdom what are the goals you want to achieve?

First, Sir Gregoire has tasked me to update the Target Archery Manual. This was last done 15 years ago and many things have changed or need to be addressed in a different fashion. Increasing participation in archery is always a goal.

## Are there any upcoming events you will be attending?

I hope to attend “A Day of Ranged Weaponry” in April, Coronation and Crown Tourney in May, June will be crazy, with Siege of Talonvale, Baronial Border War, and Baron Wars, Tyger Hunt in July, and, of course, Pennsic War.

## What other things do you do in the SCA besides archery?

I have been fletching arrows for 25 years. I make armguards, sheaths for bladed weapons, quivers and belt purses. I have been a calligrapher and illuminator and I am amazed at the skills and the beauty of the award scrolls I see these days. When I was a working scribe, most of these would have been Laurel level

work! I have made other bits and pieces of other gear, as well.

I have been a combatant in both the armored and rapier lists as well, but always have come back to my first love.

## If I was a newcomer, what would you tell me about the SCA and SCA archery?

You will get out of the Society and archery what you put into it. Skill comes with practice. Rewards come from people seeing your efforts. So get out there and, as the ancient commercial says, “Try it. You’ll LIKE it!”

## How often do you practice?

Not nearly often enough. The issue with living in a large urban area is finding somewhere safe and free to shoot. Before my divorce, I could shoot at my father-in-law’s place, which backs up to a farm field. I also had access to a former machine shop where I was able to shoot 20 yards. I have practiced as often as 3 or 4 times a week.

## Do you have a secret superpower that we can share with the populace?

One of the Pentamere marshals says she is in awe of my area awareness on the range at events. She will spot something happening and start over to correct it, only to find me already there.

## What’s your favorite kind of bow, and why?

The Eastern Eurasian horsebows are pretty. I shoot mostly crossbow due to shoulder and back injuries. The crossbow allows many people who otherwise could not participate to do so.



*THL Padraig MacRaigne at the Battle of the Inland Seas in the summer of 2014. The stuffed chicken is from the target shoot that Padraig ran, where the chicken was a moving target that was dragged along the shooting line.*

*Photo credit: Lee Hiller*



## Thinking about our archery community now, what is your vision for the future and why?

We must act as a semi-united community, across Kingdom lines. That is what has gotten the rapier folks recognition with the Board of Directors and the new Order of Defense. Whether it was proper for archery to be left out of this picture is for someone else to determine. I am not in this for the “prizes”, I do this because I love it.

## What are your goals for archery at Pennisc this year?

Participation, participation, participation! I hope that we can have Royal presences for the champions shoots, for the populace shoots, at least to open the shoots, and set new records for archers through the line.

## Since it is still winter here, and in a lot of the country, many of us cannot get outdoors to practice, what would you recommend as a way to keep in shape for archery and to help you maintain proper form?

String your bow and draw it. Do not release, ease the string back down. Repeat. Put blunts on your arrows and shoot at a blanket or tarp at 15-20 feet. Rent an afternoon at a commercial range and have someone take video of your form while you are shooting, then review it and see what you are doing well, or poorly and what you may want to change.

The biggest thing in Archery is to do the same things the same way every time. A person may have all the bad habits in the world, but if they are always doing them the same way, they can become a top shooter.

## Fun Shoot Ideas

### Quintain

At 20 yards archers get 6 arrows to score on targets approximately 6 inches in diameter. There are four target faces placed on the arms (4) of a rotating device. Each successive hit causes more rotation. Alternate method – two targets of one color, two targets of another color. Archers score positive points by hitting their opponents color and lose points if they hit their own.



Photo credit: Lady Papparazzi

### Pendulum

Archers get 6 arrows to score 1 point for each hit on a target face, 6 inches diameter, on a pendulum. The pendulum must be moving when struck. Once pendulum stops swinging shooting ceases. Could also be a timed shoot.

### Pendulum Behind a Crenellation

The target face is swinging behind a crenellation. Archers get 6 arrows to score, one point per hit on target.

## Odyssey to the Top of the Mountain

by Baron Colum Maxwell (MKA Peter Darby)

*Author's Note: I started writing this article after shooting for about ten months. It is written for a hunting magazine rather than the SCA, which is where I started archery and where the majority of my shooting is done. It not only chronicles my own path to learning archery, but also hopefully lays out a rough outline that anyone can use in charting their own path. This article was originally published in Traditional Bowhunter Magazine, April/May 2000, Vol. 12, No. 2.*

After reading books and articles on gap shooting, split vision and instinctive shooting, I have come to the conclusion that while there is only one top on the mountain, there are many paths to the top. You may be a gap shooter or instinctive shooter, or use split vision or some other system. Each has its proponents, as well as its strengths and weaknesses. However, this article addresses not a method of shooting, but rather a way for the beginning archer to stay on their chosen path and arrive at the top of their own mountain in the least amount of time.

There is only one top of the mountain. For me in traditional archery, it is those few who are so comfortable with their shooting that they see it and shoot it in one smooth, fast, effortless motion. I have seen gap shooters shoot aspirin out of the air, split vision shooters snuff candles in the dark, and instinctive shooters hit targets at 100 yards. I also have heard proponents of these various systems say that these things cannot be done by adherents of the other systems.

Today, nine months after picking up a recurve for the

first time, I can hold 95% of my arrows in the kill zone at twenty yards or less and about 70% at thirty yards on a target or 3D range. My instinctive shooting has proven good enough (or lucky enough) to take a running rabbit at ten to twelve yards. This is not a “how-to” article. Rather, it is a description of my path as I experience beginning archery. Hopefully a new archer will glean some useful information from my quest, to help them on their own path from beginner to expert, no matter which method they choose.

I utilize a seven-step process to learn archery, but only the first two steps should be done in order. The others just need to be done.

*Step 1.* Learn as much as possible about archery prior to purchasing your own equipment.

*Step 2.* Obtain the services of a good teacher.

*Step 3.* Establish a pattern of learning, with clearly defined goals to measure your progress.

*Step 4.* Build consistency in your form.

*Step 5.* Develop a sight picture.

*Step 6.* Obtain feedback.

*Step 7.* Keep it fun and keep it challenging.



Photo Credit: Wanda Ostojowna

## Step 1. Learn as much as possible about archery prior to purchasing your own equipment.

In archery, like most things I've done, I don't know what I want until I actually have something that I can use. Unfortunately, often what I find is that I really need/want something different. That's why my first step was to learn as much as I could about archery before I bought my bow. A good start is to find friends with bows you can try out. If there is a traditional shop around that you can visit, do so. They may have some bows you can try and they will have a wealth of expert advice. The local archery ranges may also have some traditional archers who can help you get started. Because I am left-handed and all the archers I knew were right-handed, I primarily relied on magazines, books, and the internet. These sources provide an excellent start to your education about equipment, shooting styles, and knowledgeable people. As a result of this research, I ended up with a good used bow and a style of traditional shooting that would fit my goals and learning ability.

## Step 2. Obtain the services of a good teacher.

I did not want to discover archery. I wanted to learn it. I knew that others had already made most of the mistakes, and if I could get them to show me how to do it right I might avoid making some of those mistakes, thereby shortening my learning curve. I can't afford a professional archery coach and don't know any near me even if I could. But if you do, and they teach the system you want to learn, go for it. Or, there might be a local range willing to take you under his or her wing. Warning: Watch out for the self-professed experienced archer who may have been doing archery for a long time but hasn't really spent all that time improving. I call it the person with twenty years' experience versus the person with one year of experience repeated twenty times. Another frustrating thing that can happen to a beginner is to get a genuinely good archer who isn't a teacher. Just

because a person does it doesn't mean they can teach it to someone else. They may have you trying to learn an advanced technique before you have learned the intermediate stages necessary to mastering that technique.

If no one is available to teach, do what I did. Get a book by a professional archer who fulfills your personnel requirements. In my case, the author had to be an excellent shot, proven hunter, and utilize traditional equipment without sights. I read the instructional book. I went out and shot. I went back in and read it again, I went back out and shot some more, each time working on something that I felt I was not doing right or didn't seem to be working as it should. I read it in the bath, on the toilet, and sitting around in the evening watching television. Each time I would read it, I would visualize what I was reading and try to see what the author was trying to teach me.

If I went somewhere for the weekend, my book went with me. Sometimes I might not open it, but usually I did.

---

*I did not want to discover archery. I wanted to learn it. I knew that others had already made most of the mistakes, and if I could get them to show me how to do it right I might avoid making some of those mistakes, thereby shortening my learning curve.*

---

## Step 3. Establish a pattern of learning, with clearly defined goals to measure your progress.

My overall goal in learning archery is to become proficient to the point where I can go out with my equipment and never have to make an excuse, to be accepted among good archers as an equal. Because I also want to hunt with bow and arrow, I must feel confident that if I loose an arrow at live targets, I will make a clean kill.

That goal sounds pretty good doesn't it? But as an aid to progress it isn't very useful. Fortunately for me I knew that to measure my progress, I would need several intermediate and more easily-achieved goals. Goals help you measure progress, and you should pick goals that give you a system of feedback to measure your progress and allow you to feel like you are advancing in your quest. For me, that first long-term goal was to be able to achieve an effective hunting range of fifteen yards by deer season (five months away). To get there I decided I would start at roughly





Photo Credit: Lady Catalina Iannarella di Colliano

five yards and not move back until I could keep my arrows within a five-inch circle and always put the first arrow in the circle. My next goal was to move back to ten yards, then fifteen, and finally twenty, thirty and forty. With these goals, I can check where and how my arrows are grouping and how far back I am standing to see how much progress I am making. I soon discovered that as I increased my distance from the target and practiced, my closer ranges improved when I would again shoot from a shorter distance.

Likewise, because I was getting ready for hunting, I practiced in trees, on ladders, under bushes, kneeling, sitting, standing, bending, and turned backwards. If I made all of those shots in practice and was confident that I would make those shots while hunting, then I had met those goals that I was practicing toward.

I want to say one last thing about goals. If you ever reach your goal, then you're mentally done and you will not continue to improve. Personally, I don't plan to ever be done. When I think it is time, I will start setting some goals dealing with aerial targets, and targets at extreme ranges, or whatever else I can think of, or whatever presents itself between now and then. I also find that by continuously challenging myself, I

get better at the goals that I have marginally achieved in the past. For example I wanted to be able to shoot five-inch groups at twenty yards. When I achieved it, I moved back to thirty yards. Now when I go back to twenty yards, I shoot five-inch groups with no problem and I am now working on four-inch or smaller groups.

#### Step 4. Build consistency in your form.

---

*Goals help you measure progress, and you should pick goals that give you a system of feedback to measure your progress and allow you to feel like you are advancing in your quest.*

---

This means loose lots of arrows. I have heard experts say they would rather shoot one perfect arrow than a hundred indifferent shots. I disagree, for the beginner. The only way to learn to automatically do the thousand things necessary to launch that

perfect arrow is by spending countless hours doing those things until they become automatic. Perhaps if you can loose a perfect arrow the first time, then repeat it, you can forgo practice, but I can't. You can only concentrate on one thing at a time. If that one thing is form, it is not the target. I build in to my practice time "form time" when I work on individual components. I usually am about five feet from the target so I don't have to aim and can't miss. I also close my eyes. When I step back and shoot at something, I try to concentrate on the target. When I

hit a running rabbit, my subconscious has to make the shot. There isn't time for me to consciously think of how to make the shot. However, if my draw is short or I cant the bow too much or too little, pluck the string, or any of a thousand other things, I will miss. By consciously working on these things one at a time, I find I do not have to worry about them when I am shooting and I can then focus on the spot I want to hit.

### Step 5. Develop a sight picture.

When I use the term "sight picture", I am not using it with reference to any particular sighting system. But, whatever system you use, you must shoot by some visual cue which tells you your arrow should go to the spot you are trying to hit. I pick my spot, I bring my bow up while drawing, and when the sight picture looks right I loose the arrow. As I am learning, I may hold the picture without releasing to engrave the sight picture on my memory, then release and watch the arrow fly. If it doesn't fly to my spot, I try to revise my sight (aiming) picture for the next shot, given consistent form and the experience to know when the sight picture is correct. No matter the range, I will hit well within the kill zone. (Of course these things are not always right and I get some incredible flyers.) But overall I find the more I practice, the less the flyers, the tighter the groups and the less I have to work at finding the proper sight picture. In fact, at ever increasing distance, I do not even have to be able to see the bow, only the target.

### Step 6. Obtain feedback.

Obviously you can ask other archers to watch. Just don't try to take everything on board all at once. Pick out one or two suggestions that you think will make the most difference and try them out. Another source of outside help, and probably one of the best sources for me, are internet archery information sources. For example, on an information thread, I read that many archers pulled harder with their second finger when shooting two under. I tried it and sure enough my groups tightened up. Will it work for you? Maybe,

maybe not, but for me it did. And when I went back to my book, sure enough my instructor had kind of/sort of said the same thing, only I didn't get it when he said it. I also discovered that other authors had important things to say that would dovetail into my own archery style. Often I would pick up tips that were either not in my book or (usually the case) I had overlooked. When I incorporated a good tip into my shooting, I see an immediate improvement. Remember we neither learn nor teach the same way, and often it takes several lessons delivered several ways to "get it".

### Step 7. Keep it fun and keep it challenging.

I bow hunt and practice archery because I enjoy it. If you stop enjoying it, back off and take some time until you are ready to come back. Your bow will still be there. But, before you lay off, see if you can change some things. Don't push yourself so hard, take some time off targets, and go roving. Change your practice schedule. Impromptu games with other archers are another source of enjoyment. I always feel surprised at how well I do at "follow the arrow", and it never fails to renew my commitment to my quest. There must be a million ways to enjoy archery. Find one you like and do it.

For me archery is something I have wanted to do for a long time, but I was always too busy, had no money for equipment, or had no place to practice. I always had a reason to not start. Well, I have started now and I know it will be a never-ending trip. I may never reach the top of the mountain. I know I will never achieve perfection, and there will probably always be one more crag to get over before I feel I have reached the top. But the older I get, the more often I experience the satisfaction of shooting an arrow into the air and knowing to the inch where it will come down, and that will keep me coming back. I hope this article helps you with your own trip and you begin to realize your potential. We each may visualize what the top of the mountain looks like and we may pick different paths to get there, but I hope you have as much fun climbing your mountain as I do mine.

---

*Remember we neither learn, nor teach the same way, and often it takes several lessons delivered several ways to "get it".*

---

## The Learning Archer: Research, Scholarship, and Critical Thought

by Sayako Enoki (MKA Linda Tsubaki, MPPA, PhD Candidate)

At some point in our pursuit of the Dream, there comes a time when we must learn more in order to be more and to do more. Learning is a critical part of this hobby. However, in this age of easy information on the internet, and viral stuff on social media, the ability to critically assess the information that we encounter becomes important. While many will not pursue doing scholarly work in the SCA, being able to do meaningful research for our own growth in this hobby is a skill that is useful to everyone.

On the learning level, research is about gathering information and learning from what is available from the vast sum of human knowledge. On the scholarly level, research is about identifying gaps in the sum of human knowledge, or suspecting that there is knowledge that is lost or otherwise unknown. The researcher then works toward closing those gaps by developing new knowledge, or rediscovering or

uncovering lost knowledge. There is quite a bit that is known about traditional and historic archery, and even more that is not. Whatever kind of research you embark on, the foundation of both forms lies in what is known. That foundation can be strong or not, and avoiding the pitfalls that make that foundation weak is a skill that, like all skills, can be acquired with exposure and practice.

Some housekeeping first: I am a modern-world scholar. I am an analyst and a social science researcher, and I am currently working on my doctoral dissertation. I have pored over more scholarly works in my modern life and written more papers than I care to count. That being said, the principles of research, scholarship, credibility, and validity transcend all fields of study. Research is research, and validity and credibility are validity and credibility no matter the field. Validity and credibility are the key benchmarks for what contributes to building a strong foundation of knowledge.

### Fundamentals

Let's begin with a few fundamental principles, and these apply to archery as well as to the whole breadth of living history: First, people do what works. Always have, always will. The "right" way to do something is not only the way that works, but can also have variance in the way that it works best for the individual. There are many "right" ways to do something. We can see evidence of this principle in the vast diversity in styles of bows throughout history, the diversity in draw styles, the diversity in how arrows were carried, and the diversity in just about any other thing related to people in history. There are a lot of "right" ways, and some of those ways may very well



An Arts & Sciences entry at Pennsic.  
Photo credit: Wanda Ostojowna



be better than others, depending on the purpose and context. A dangling, long, tubular hip quiver on horseback may be much less practical than a short one that sits up high at the archer's waist or strapped to the archer's thigh, where it's much more stable in spite of all the movement. Likewise, perfecting your body mechanics when you draw your bow to what has institutionally been established as "good shooting form" may be much more "right" than falling into your own natural habits in body mechanics for target shooting, because using a specific technique measurably produces much better results. However, there is more than one way to achieve "good shooting form" because there are different kinds of draws for different styles and for different shooting conditions. People do what works.

Second, just because there is no physical evidence for something, nor a reference in art or in extant literature to something, doesn't mean that it never existed. It means that while you can't prove that it existed, it also means that you can't prove that it didn't. Now we are diving into the realm of plausibility. Many things, like leather and natural textiles, do not survive the ravages of time to become extant articles that are discovered and studied.

Asian styles of archery may be a good example of this point. There are many, many extant examples of bone, horn, or semi-precious stone thumb rings, and some that are jeweled, ornate, and worn as jewelry rather than for shooting. It is also known that the draw weights for Asian bows were not necessarily light. If we take what we practically know about shooting, then we know that shooting with bare fingers can be a very painful endeavor. I shot a recurve with a 45 pound draw weight once without wearing a glove. Once. Granted, I have fairly fine skin, but it hurt, and that one shot left my fingertips numb for a while. Is it plausible that Asian archers in history protected their string fingers with leather, even though there is little or no evidence of leather finger protection? We can't really prove either way, but we can infer from what is known and from modern practical experience. It is known that Asian cultures had leather. It is also known from modern practical experience that leather is effective finger protection

for the string hand (though not necessarily ideal for a thumb draw), that forgoing finger protection can be a painful deterrent to shooting a bow, and that crafting a little something out of leather to protect your string hand is not particularly difficult. What is known makes a practical argument for the plausible use of leather string hand protection in historical Asian archery. Not totally provable either way, but highly plausible. Remember, people do what works.

Finally, people do what works, but sometimes, there will be someone who sees more of the bigger picture of what works, who makes connections between existing knowledge and new ideas that had yet to occur to anyone else, who sparks innovation and advancement. The composite bow is a fine example of innovation in historical archery, and it was a brilliant leap forward in archery technology. Elsewhere in history, someone had the wherewithal to add fletching to an arrow, and someone else figured out which kinds of feathers were ideal. Someone

thinking about better skills thought outside the box, and explored ways of holding arrows in hand while shooting, or faster ways to draw an arrow from a quiver and nock

---

*Knowledge and skills have never been limited by being inorganic and unchanging. Knowledge and skills have always been dynamic.*

---

it. Knowledge and skills have never been limited by being inorganic and unchanging. Knowledge and skills have always been dynamic. There has always been brilliant innovation, because people do what works, and sometimes, someone will see a way to make what works well into something much better.

So, the three principles that frame the beginning of our learning and inquiry of archery and historical archery are that people do what works, sometimes plausibility rather than provability is the answer to the question, and that there has always been innovation. Then, we read books, find articles, track down extant examples of items, learn from modern master practitioners or scholars of the skill, and look for clues and examples in period art. We parse through search engine results, YouTube, blogs, discussion forums, and Pinterest on the internet. These things are our resources. They are how we access the sum of human knowledge, and this is where we must critically evaluate the credibility of knowledge. We must do



Photo credits: Wanda Ostojowna



this so that we know that what we are learning is valid. Validity and credibility are key points for critically assessing the value of what we glean from the sum of human knowledge.

Like all things, the magnitude of knowledge is a spectrum. There are many things that limit the validity and credibility of knowledge, including practical experience. I also ride and train horses and have done some teaching, and horse trainers have many sayings about students. One saying is that a person who rides ten horses in one year has more experience than a person who rides one horse for ten years. We also say, “Old riders, young horses. Young riders, old horses.” When it comes to people, the magnitude of credibility and validity of knowledge is very much related to the entire context of experience. However, like all points of access to the sum of human knowledge, we must be able to validate the knowledge as credible, because it is often a fallacy to blindly accept an argument from authority.

## Validity

What is validity, and how do we test knowledge for it? Simply stated, validity is when the truth of a premise entails the truth of its conclusion, though “premise” and “entailment” are terms that are used in logic and debate, and not necessarily in research. In research, we think in terms of a hypothesis, evidence, and proving or disproving the hypothesis based on the evidence, but the fundamental principle of validity is the same. There is no cherry-picking evidence, because stating

the conclusion first and setting about to prove that the conclusion is right by excluding contrary evidence is not valid. Neither is it valid to make a claim based on an incomplete survey of the evidence. Evidence must be considered in totality, and also in the proper context. When a claim is made based on the totality of the evidence and on the evidence in its’ proper context, then the claim is valid.

I’ll use a claim in a recent viral archery video as an example. The hypothesis was that back quivers were too impractical to have been used historically. The conclusion or claim was that back quivers are a Hollywood myth,

and the supporting evidence of the impracticality was of an archer running and jumping through the woods with arrows spilling out of a back quiver, with no other sources or evidence cited. The claim was made by an archer who was clearly a highly-skilled expert, and hence holds authority on archery as a subject based on that expertise. This authority was established in the video by a demonstration of exceptional skill. Remember, an argument from authority can be a fallacy, and in this example, it was indeed a fallacy. There are many, many examples of back quivers in art throughout history and across cultures, many surviving traditions of back quivers, and many modern practical examples of archers’ use of and preference for back quivers. Remember, people do what works. The totality of the evidence shows that the claim is invalid, the hypothesis is disproven, and the critical learner would eliminate this video as a credible source for the history and use of back quivers. On the other hand, let’s say that the hypothesis instead had been that tubular leather back quivers were highly unlikely to have been used throughout the history of Japanese archery. Then, the hypothesis cannot really be totally proven since leather rarely survives the ravages of time. However, it could be argued as highly plausible based on the available evidence, or in this case, the absence of evidence.

Testing for validity is accomplished by examining the basis for the claim, and when that claim is made, the

critical scholar cites credible sources for his or her evidence, and lists those sources in a reference list or bibliography so that others will know how he or she arrived at that claim. For example, without the reference list: My claim is that tubular belt quivers existed in the history of Japanese archery and were made from lacquered wood, and tubular back quivers of any kind probably did not exist. My supporting evidence is that traditional extant examples of lacquered wood hip quivers can be found at the Bradford Museums, Galleries & Heritage (Cliffe Castle), and regularly appear in antiques auctions and in private collections. Likewise, there are no examples available of tubular back quivers in the history of Japanese archery. Instead, back quivers were in the form of lacquered boxes with framework and lacing that supported the arrows, as can be seen in extant examples from the Met Museum and private collections, and also in numerous examples in period Japanese art.

## Credibility

So what is a credible source, and how do we establish credibility? First, there are two types of sources, and those are primary sources and secondary sources. Primary sources are always credible in scholarly application. Primary sources are things like first-hand accounts and extant articles from history. Primary sources are things that directly speak for themselves.

They tell their own story. For example, if you wrote your autobiography, then it would be a primary source for someone who wanted to learn more about you and your life. If you had your life story written by a biographer, then the biography would be a secondary source, and the notes or recording taken of your conversations with the biographer would be the primary source.

Use primary sources whenever possible, which can be very difficult for learning in the SCA, let alone learning about in archery in the SCA. Not only are primary sources largely inaccessible, but what we may think of as primary sources in fact are not. Period art is a perfect example. Artwork is created through the interpretive and artistic lens of the artist, and can also be stylistically influenced. It is practically impossible to determine for certain whether or not what is represented in art is really how it existed in practical application, or if it's an interpretation of the artists' understanding of how it existed. Secondary sources are most useful in guiding our understanding of primary sources, and secondary sources are particularly useful as windows into inaccessible primary sources.

Credibility is established by considering the context of the information, who or what the information is coming from, and the supporting evidence for the information. Supporting evidence and how it is articulated alongside the claims is particularly



Photo credit: Wanda Ostojowna



important when considering secondary sources. A book about medieval archery written by an academic scholar as his or her contribution to the sum of human knowledge will be very different than a book about medieval archery written for a general audience. One is a highly-credible secondary source, the other must be very critically considered. Who was the author? What are his or her credentials or accomplishments in the field? Who is the publisher? The publisher is an important consideration. There are many options for self-publishing, and self-publishing detracts greatly from credibility. Furthermore, there are predatory publishers who claim to be peer-reviewed academic journals, but in practice will publish anything for a fee with no peer-review. Is the work well-referenced? Is the work written without personal, cultural, or ideological bias? That's a very important question as well. The influences of colonialism, ideological bias, and cultural bias are common in Victorian and Edwardian-era works regarding history and other cultures, both written and artistic. What is the context that the information is presented in? Context is important as well. Credibility is part checklist, part judgment call. Be brutal and be picky about it, and know why you're being picky about what. With enough practice, you will eventually be able to spot characteristics about sources that are red flags regarding credibility, rather than having to carefully evaluate everything.

It is best to avoid blogs, discussion forums, and other internet resources, though you can subject them to the same judgment regarding credibility as any other source. Treat websites much like books when establishing the credibility of what you find. Wikipedia is also best avoided because the content is

dynamic and can change, which makes it impossible to cite as a resource. However, Wikipedia and other online sources can be great jumping-off points for your research. You can mine the references and citations from online sources to supplement your own studies, which can lead you to a treasure trove of good sources. Google Scholar is also an outstanding online source, though often journal articles will only be available for purchase.

## Conclusion

I have to admit that I was inspired to write this article after the Lars Anderson video made its viral rounds. The environment that the video created was not just about archery. Much more than archery and technical skill, it was about learning and critical thought. The ability to think critically is an important trait that separates a master of learning from a student of learning. The video was a perfect example of important brilliance and mastery in one area, and important deficiency in another.

There is forever something more to learn, so mastery of knowledge isn't necessarily about content and quantity. It's about challenging the world of knowledge to grow, to grow meaningfully, and to grow well. It is my hope that this article will guide the learning leg of your journey into the Dream. If you take away nothing else from reading this, remember that the overriding question of challenging any information is, "Why do you say that?" If that question can be answered to your satisfaction, then enjoy the growth, keep asking questions, and vivat the Dream.



*Photo credit: Wanda Ostojowna*

## The latest news regarding the proposal for omnibus martial peerage from the Omnibus Proposal Steering Committee:

The proposal for omnibus martial peerage is on the agenda for the April 18th meeting of the Board of Directors. Now is the time to make the voice of the populace known.

Please email the Board at [directors@sca.org](mailto:directors@sca.org), and ask that all your friends do so as well.

The Martial Peerage Facebook group has worked together in harmony to create this proposal; let's make sure that the tone of our emails reflects this and that they are positive and succinct.

The main point to cover is that you support the Valiance Omnibus Proposal as submitted to the Board. It can be that simple. The Board reads every email submitted, whether from the newest SCAdian or those who have been in many years. Your voice does count!

Adding your personal reasons is great, and if you do not participate in these particular martial areas, but are just a supporter, saying why is important. We want to show the BoD that there is widespread support for this peerage from the entire Known World.

This is not a time to be bitter or negative (as these kinds of letters are usually discounted). This is a time to look forward to helping make the Order of Valiance a reality.

Full details of the proposal can be found here (pdf):  
<http://endlesshills.net/valianceproposal.pdf>

It can also be found on the Crimson Flight page here (formatted for the web, with a link to the pdf):  
<https://crimsonflight.com/order-of-valiance-proposal>





# COMPETITIONS & HIGHLIGHTS

## Society Seasonal Archery Competition (SSAC)

**Shoot Begins Sunday March 1, 2015**  
**Shoot Ends Sunday, May 31, 2015**

Scores must be Submitted by: Monday, June 15, 2015 and within 30 days of being shot.

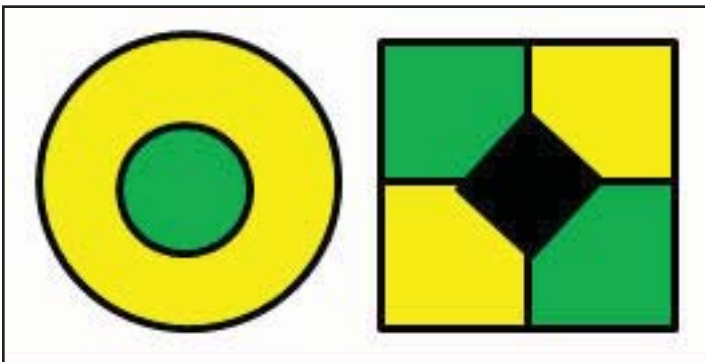
### Rules

This shoot imitates targets sneaking up and running away.

Please read the SSAC General Rules (found at <http://scores-sca.org/public/page.php?R=25&PID=3>), as these apply to all SSAC shoots. Below are the additional rules for this specific shoot.

### Target

This tourney uses three each of two styles of targets. The first is a round circle of diameter 16", with an inner circle of 4". The second target is a 16" square, divided in quarter, with a 5" square diamond in the center. (Measure 3.5 inches from the center point to form the square) The upper left and lower right corners should be designated by a color contrasting the remaining two corners. The center diamond is black. See the example this page.



### Distances

- **Spring:** The distances for this tourney are 20, 25, and 30 yards.
- **Summer:** The distances for this tourney are 20, 30, and 40 yards.
- **Fall:** The distances for this tourney are 25, 30, and 35 yards.
- **Winter:** The distances for this tourney are 10, 15, and 20 yards.

### Ends

2 ends at each target, of 6 arrows 2 at each range.

#### Round Advance

Untimed. Archers will shoot two arrows at the round targets at each range, starting at the farthest target and progressing to the nearest target.

#### Round Retreat

Timed: 45 Seconds. Archers will shoot at the round targets at each range, starting at the nearest target and progressing to the farthest target. See the Timed details below.

#### Square Advance

Untimed. Archers will shoot two arrows at the square targets at each range, starting at the farthest target and progressing to the nearest target.



## Square Retreat

Timed: 45 Seconds. Archers will shoot at the square targets at each range, starting at the nearest target and progressing to the farthest target. See the Timed details below.

## Timed Ends

For each of the timed ends archers will have unlimited arrows and 45 seconds, starting with the closest target and progressing to the farthest target in the following manner:

- The round will start without a countdown, only an “Archers Ready”.
- After all archers have signified to the marshal that they are ready, the command “Shoot” (or your kingdom’s variant) will be given.
- The archers may shoot only the nearest target. At the 15 second mark, the marshal calls “Middle”, Archers now shoot only at the middle target.
- At the 30 second mark, the marshal calls “Long”, Archers now shoot only at the farthest target until the “Hold” is called.
- No other countdowns are called.

As always, for arrows shot early, late, or at the wrong target, the highest scoring arrow from that target is removed.

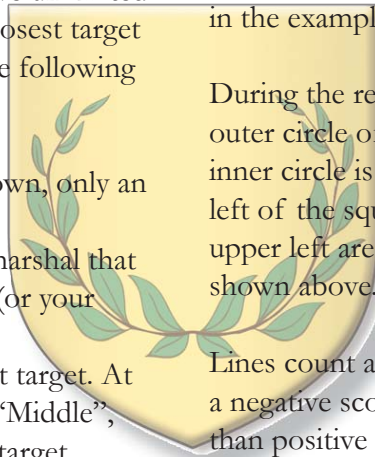
## Scoring

During the advancing round, the inner circle of the round target is worth 3 points. The outer circle is worth 1 point. The upper left & lower right of the square (shown above in green) are worth 3 points. The lower left & upper right (shown here in yellow) are worth 1 point. The black square in the center of the square target is worth -2 points. (Aim for the green areas shown in the example targets above.)

During the retreating round, the scoring is reversed. The outer circle of the round target is worth 3 points. The inner circle is worth 1 point. The upper right & lower left of the square are worth 3 points. The lower right & upper left are worth 1 point. (Aim for the yellow areas shown above.) The black square remains -2 points.

Lines count as the higher score. End Totals can result in a negative score should the black diamond be hit more than positive scoring areas.

*This shoot was suggested by:  
Gerard von Lowenstein*



Starting with the Spring 2015 SSAC, Sir Jon Fitz-Rauf will be giving an archery coin to the top five archers in each of the five divisions as a token of their skill in the SSAC. The divisions are period handbow, period crossbow, open handbow, open crossbow, and youth.

The coins were a gift to Sir Jon from the Moneyers Guild of An Tir. The dies were cut by Arion the Wanderer, OGGs. The inscription lettering style is circa late 1200's - early 1300's. It reads: SIR.JON.FITZRAUF on the bust side and TRVE.HEART.TRVE.AIM on the reverse, which means “TRUE HEART/TRUE AIM”. The coin is modeled after the French gros tournois/ English groat. It is 25 mm diameter x 0.7 mm and is 3% silver / 97% tin pewter.

To receive a coin, you must be one of the top five in any of the divisions, and you must send Sir Jon a self-addressed stamped (49 cents) envelope by US mail within thirty days of the end of each season's contest. His mailing address is: John R Edgerton, 7662 Wells Ave. Newark, CA 94560-3530. Please include your Scadian name and division.

# Winter SSAC Results

## Origins

*A This competition seems to have begun in the Netherlands in the 1400's. There is a period illustration showing part of a circular target where there are numerical values in arcs of the circle. And there is mention of square targets with a series of smaller squares of different values*

## Rules for this Shoot

The target face is 20 inches on a side and the small squares are 4 inches square. There are twenty-five squares in total. The target is placed with one corner pointing upward, as per the drawing below. The numbers are placed as shown in the drawing and should be large enough to be read at twenty yards. The lines should also be visible but no wider than 1/4 inch. The number of ends is two, each of six arrows. The Adult distance is 20 yards. Youth division distance is 10 yards. The scoring is value of the box hit. Lines count as the higher score. A square may only be hit once for score. Repeated hits to the same square by the same archer do not count for additional score in the end being shot. The archer may hit any or all of the same numbers in next end for score. The maximum score per end is 135, for a maximum total of 270 points. The score sheets should provide space for each arrow's score (1-6) in each end (A, B) in a vertical column for ease in totaling. There should be a total for each end and a grand total.

## Final scores for the Winter SSAC "Lucky Target" competition.

Full scores may be seen at the SCA SCA-scores site. [http://scoressa.org/public/scores\\_current.php?R=25&Shoot=260](http://scoressa.org/public/scores_current.php?R=25&Shoot=260)

### Period Crossbow

1. Daffyd of Emmet	Caerthe	263.0
2. Wolfram Gottfried	Bryn Gwlad	233.0
3. John de Percy	Wyewood	215.0
4. Jonathas Reinisch	Dun Carraig	187.0
5. Eirik the Elder	Flaming Gryphon	176.0
6. Karl von Königsberg	Dun Carraig	158.0
7. Kaitlyn McKenna	Shadowlands	153.0
8. Plachoya Sobaka	Shadowlands	150.0
9. Davyd Harrow	Adiantum	146.0
10. John Wayland	Adiantum	141.0

### Period Handbow

1. Stephan Sorenson	Hawk`s Hollow	186.0
2. William Hawke	Caerthe	184.0
3. Ailinn Shadowfox	Hawk`s Hollow	176.0
4. Timmur Jochen	Loch Salann	164.0
5. Davyd Harrow	Adiantum	163.0
6. Katherine of Anglesey	Naevehjem	163.0
7. Vyncent	Caer Galen	162.0
8. Meical ap Gwaredd	Loch Salann	158.0
9. Dairenn of Galway	Caerthe	155.0
10. Plachoya Sobaka	Shadowlands	153.0

### Open Crossbow

1. Daffyd of Emmet	Caerthe	232.0
2. Kaitlyn McKenna	Shadowlands	171.0
3. Kelsey of Shadowlands	Shadowlands	156.0
4. Jonathas Reinisch	Dun Carraig	139.0
5. Plachoya Sobaka	Shadowlands	135.0
6. Tymme Lytefelow	Wyewood	130.0
7. ((CJ Morton))	Dun Carraig	117.0

### Open Handbow

1. Ronald fitz Robert	Bryn Gwlad	202.0
2. Thomas Skeet	Lyondemere	196.0
3. Konrad von Alpirsbach	Caer Galen	188.0
4. Kaitlyn McKenna	Shadowlands	181.0
5. Eric Morrison	Hawk`s Hollow	180.0
6. Jhondo Oakensheld	Swordcliff	177.0
7. Tam Lin	Hawk`s Hollow	177.0
8. Robin Greenwood of Arden	Lyondemere	176.0
9. Kenneth	Caerthe	173.0
10. Francisco di Grazzi	Loch Salann	173.0

### Youth

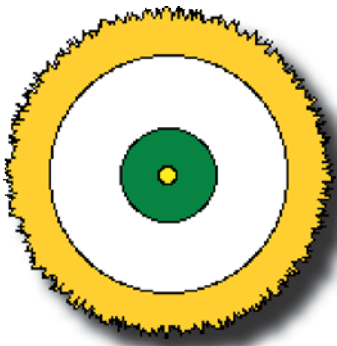
1. Elijah (12)	Swordcliff	112.0
----------------	------------	-------

# Inter-Kingdom Archery Competition 2014 Results

*Greetings from Lorenzo il Confuso, Keeper of the IKAC!*

*These are the final standings for the 2014 Inter Kingdom Archery Competition (IKAC), as well as important information about this year's winners and next year's competition:*

---



**I  
K  
A  
C**

**T**his year's competition was extraordinarily close! In the Open Handbow division, the division with the most participation, An Tir and Lochac tied for 1st place, with East only 1/3 of a point behind!! A tie in the Open Handbow division has never happened in the 15 years that I have been Keeper, and Sir Jon confirmed that it only happened once during his tenure, making this year only the second time this has occurred in the entire history of the IKAC competition.

Rather than looking for tie-breakers I am declaring both An Tir and Lochac as co-winners of the Open Division, and both teams will receive Gold medallions. East Kingdom, which finished but a fraction of a point behind the winners, will receive Silver medallions.

I would like to sincerely thank all the archers who participated in this year's competition. It is wonderful I think to see Kingdoms that are so far apart geographically be so close in terms of proficiency with the bow. Such a close competition is a true measure of the continuing increase in the skill of the Society's archers.

Participation in the "youth" leagues has been increasing. However, in the interest of spurring competition and to keep young archers motivated, I am awarding not just Gold medallions for the winners, but also Silver medallions for the kingdoms that placed second for this past year. I will do the same for next year as well. The rules will be amended to show that. Note that this is only for the Children, Youth and Yeoman divisions. Silver medallions will continue to be awarded for second place in the adult divisions if participation reaches 100 archers in any division. So far that has only happened in the Open Handbow Division.

Finally, there will be NO rule changes for the 2015 season. The new season starts 1 February.

Medallions for the 2014 winners will be available in mid-February. If you are a winning archer, or if you would like to distribute medallions for your Kingdom, please contact me at [ikackeeper@yahoo.com](mailto:ikackeeper@yahoo.com) - As usual I would like to see the winners recognized at Royal Court, if that is possible, and I am happy to make whatever arrangements are necessary to facilitate recognition of the winning archers.

I would like to sincerely thank my deputy for Youth archery, Lord Osmond de Berwick, for his usual superb performance and continued invaluable assistance. And I would like to thank everyone who participated in this year's competition, whether shooting, marshalling or entering scores. And a truly heartfelt thank you to Master Jonathas, whose site and assistance makes all this possible.

On to the new season!  
Shoot well,  
- Lorenzo



# Final IKAC Standings for 2014

*\* denotes Division Winners, earn Gold Medallion*

*\*\* denotes Second place winner, or Special Award recipient, earn Silver Medallion*

## Open Bow Division

\*1(tie) - An Tir: 267.33; Loegaire mac Lochlainn (Loric):289.00; Eobhan Dunbar:258.00; Alaricus Simmonds:255.00  
\*1(tie)- Lochac: 267.33; Darayush Ahrar:342.00; Madog Llwyd ap Madog:232.00; Tamie of Southron Gaard:228.00  
\*\*2 - East: 267.00; Rupert the Unbalanced:334.00; Nest Verch Tangwistel:239.00; Ygraine of Kellswood:228.00  
3 - Outlands: 227.00; Mika Longbow:238.00; Dairenn of Galway:231.00; Konrad von Alpirsbach:212.00  
4 - Trimaris: 220.67; Landon Lovel:251.00; Kateryna atte Hagenes:231.00; Erika Bjornsdottir:180.00  
5 - Calontir:208.33; Daniel Martel:242.00; Steaffan Shaw:196.00; Cynnedd of Loch Smythe:187.00  
6 - Northshield: 185.00; Robyn Kirke:210.00; Sigound Eisenhaut: 179.00; Vidi Hovdestad:166.00;  
7 - West:183.00; David St. Rose:197.00; Michael of Foxwood:179.00; Sveinn Ulfsson:173.00  
8 - Caid: 172.67; Winfred of Heatherwyne:182.00; Hugh ap Rhys:169.00; Alusdar O'Labhradha:167.00  
9 - Artemisia:154.00; Rryd ap Gwerstan:212.00; Aingeal Inghean Garaidh:140.00; Timmur Jochen:110.00  
10 - Middle: 124.67; Gerard von Lowenstein:138.00; Jason of Winged Hills:120.00; Rask Ulfbjorn: 116.00  
11 - Atlantia:118.00; Gregge the Archer:242.00; Gwenhwyvar Ywein:98.00; Ken or Roxbury Mill: 14.00  
12 - Ansteorra: 117.67; Kaitlyn McKenna:170.00; Justus ap Dewi:95.00; Anthony: 88.00  
13 - Gleann Abhann (no average); Hrafn Knutsson:23.00

## Open Crossbow Division

\*1- Outlands:265.00; Mika Longbow:369.00;Daffyd of Emmet:229.00;Tyrfingr von Wolfsberg:197.00  
2- East:214.67; Li Kung Lo:284.00; Ygraine of Kellswood:184.00; Godric FitzEdmond :176.00  
3- An Tir (no average); Tymme Lytefelow:259.00; Evrard de Valogne:216.00  
4- Calontir (no average): Dolan Madoc:266.00; Michael de Lundi:168.00  
5- Middle (no average): Erik Erikson the Scout:242.00  
6- Ansteorra(no average): Ray ap Dewi: 204.00

## Period Bow Division

\*1- Lochac: 268.67; Darayush Ahrar:372.00; Tamie of Southron Gaard:248.00; Wintherus Alban: 186.00;  
2- An Tir: 260.67; Loegaire mac Lochlainn (Loric):318.00; Alaricus Simmonds: 292.00; John Macandrew:172.00  
3- Outlands:198.00; William Hawke:258.00; Dairenn of Galway:170.00; Stephan Sorenson:166.00  
4- Ansteorra:84.00 ; Borijigidun Monggulun:112.00; Plachoya Sobaka:76.00; Alexander MacGill: 64.00  
5- West (no average): Martin Whistler:146.00; Jared Galien: 56.00  
6- Calontir (no average): Kezia von Holzenhaus:120.00; Eynon Llangenydd: 66.00

7- Atlantia (no average): Roshu:204.00  
8- East (no average); Ygraine of Kellswood: 170.00

## Period Crossbow Division

\*1- Outlands: 304.00; Mika Longbow:400.00; Daffyd of Emmet: 266.00; Ingvarr Halvarson:246.00  
2- East: 203.33; Li Kung Lo:294.00; Ygraine of Kellswood: 180.00; Godric FitzEdmond: 136.00  
3- An Tir: 194.67; Tymme Lytefelow:230.00; James Llewellyn ap Gruffydd: 214.00; Davyd Harrow:140.00  
4- Calontir: 194.00; Dolan Madoc:228.00; Thomas Fleischacher:184.00; Michael de Lundi:170.00

## Combat IKAC Division (IKCAC)

\*1- An Tir:254.00; Richard Bentfinger:312.00; Matthew of Vinjar: 236.00; Stephan:214.00  
2- Meridies:109.33; Brun Canutesson:130.00; Geoffrey MacDhomhuill: 125.00; Loraine:73.00  
3- Middle (no average); Erik Erikson the Scout:212.00;  
4- Atlantia (no average); Robert Cameron de Grey: 194.00

## Child Bow Division

\*1- An Tir: 75.67; Jocelyne (8):96.00;Hobbes (9): 83.00; Ilauna (9):48.00  
\*\*2- Lochac: 57.67; Emelia of Dragon's Bay (9):95.00; Mathew of Dragon's Bay (6):58.00; Alexander de Matioli (5):20.00  
3- East: 45.67; Gracie of Stonemarche (7):54.00; Hope of Giggleswick (9): 45.00; Aiden of Stonemarche (6):38.00  
4- West:25.67; Keira St. Rose (6):34.00; Trystam Bridesdaughter (7):24.00; Jax of House of Beasts (7):19.00

## Yeoman Bow Division

\*1- An Tir: 91.33 ; Miranda Macandrew (10):109.00;((Rachel Geyer)) (14):90.00; Andras (13):75.00  
\*\*2- East: 66.67; Alija (14):88.00; Caylie (14):81.00; Kelly of Giggleswick (14):31.00  
3- Lochac (no average): Dudley of Dragon's Bay (14):51.00; Trisha of Dragons Bay (14):27.00  
4- West (no average); ((Isabel Hernández)) (12)

## Youth Bow Division

\*1- An Tir: 68.67; Nickolas de Charme (10):122.00; Conan (10):53.00; Crystal (10):31.00  
\*\*2- East: 66.67; Joji (12):106.00; Emma of Stonemarche (12):50.00; Jomari (11):44.00  
3- Lochac: 18.33; Elizabeth Sexi (11):35.00; Hannah of Burnfield (11): 12.00; Kai Alexander (11):8.00  
4- West (no average); ((Hayes Delezene)) (11):127.00; ((Angel Kaye)) (11):15.00

# Better War through Archery Draws a Hundred Archers

by Eadric of Grenefeld (MKA Cleve Johnson)



War in the SCA is good, but war that utilizes archery, at least in the Middle Kingdom, is better!

On February 7, 2015, many people from around the Midrealm converged on the Barony of Sternfeld for a day of archery along with many A&S classes and the Constellation Regional A&S competition. And much merriment and camaraderie ensued.

Several classes were provided to meet a variety of interests. There were archery-related classes in

making Flemish bowstrings, arrows, armguards, and quivers along with classes in silversmithing, Viking and Anglo-Saxon jewelry, deconstructing a deer, hound coursing, manuscript transcription, Irish saints and monasticism, and many others. In addition to the A&S classes, Forester Padraig MacRaighne, the Middle Kingdom Deputy Earl Marshal for Archery held a meet and greet.

Of course, Better War through Archery (BWTA) is the Midrealm's main archery event held each winter. This year, about one hundred archers participated in many rounds of open shooting and tournament shooting. There was a youth competition for age 17 and younger. The main tournament consisted of six challenges shot concurrently. The challenges that archers participated in were:

1. Quarter Target Challenge Each archer will shoot 6 arrows @ 20 yards. The target will be one

quarter of a 60cm FITA target (four quarters will be mounted on the target mat in various angles). Standard scoring will be used.

2. Parthian Shot Challenge Each archer will shoot 6 arrows @ 20 yards from a seated position facing away from the target (to simulate riding a horse and shooting at the enemy that is chasing you). The target will be a mounted knight in pursuit. Scoring will be 3 points for the horse, 5 points for the knight.
3. Robin Hood Challenge Each archer will shoot 6 arrows @ 20 yards. The target will be an arrow shaft (paper tube) stuck in the target mat surrounded by a three-inch circle and a five-inch circle (more than one "arrow shaft" will be mounted on the target mat). Scoring will be 3 points for the outer circle, 5 points for the inner circle, and 10 points for splitting the arrow (inside the tube).
4. The Heart of the Stag Each archer will shoot 6 arrows @ 20 yards. The target will be a stag, partially armored, with an enlarged heart. The heart is worth 3 points, the unarmored part of the stag is 1 point. All other arrows are 0 points.
5. Split the Swag Challenge Each archer will shoot 6 arrows @ 20 yards. The target will be a 30" vine swag (more than one swag will be mounted on the target mat). Scoring will be 5 points for getting an arrow in the weave of the swag.
6. The Wreath Challenge Each archer will shoot 6 arrows @ 20 yards. The target will be an 18" diameter wreath (more than one wreath will be mounted on the target mat). The scoring will be 1 point for an arrow inside of the circle of the wreath, 3 points for a narrow width in the vine of the wreath, and 0 points for anything outside the wreath.

The tournament winners consisted of a four-person team as well as top scorers for hand bow and crossbow. The team winners each received a small necklace charm of an arrow through a circle. The top scorers for bow and crossbow each won a \$50 gift card from 3Rivers

Archery, located in Ashland, IN, and the semi-annual Schutzenfest popinjay awards. The winners were:

- **Hand Bow:** Forester Ulfr Rauthskegg called Dearth
- **Crossbow:** Forester Cirion the Left Handed
- **Team:** Team Slowguys
- **Youth:** Paolán MacCormac

In addition to the above winners, the average scores were calculated for archers from each of the five regions within the Middle Kingdom in order to see which region scored best. The archers from the Pentamere Region came out on top with an average score of 70.6. The Pentamere Region did not receive a prize for its achievement; however, the region's archers have earned special bragging rights.

Many people brought BWTA together, and there are too many names to mention, but the archery MiC is grateful to the Barony of Sternfeld for hosting and to all the archery marshals and MiTs who helped on the range. There were several who helped with range setup and take down, which was a major undertaking, and the MiC is especially grateful for their hard work.

*Eadric of Grenefeld (m.k.a. Cleve Johnson) is the current Constellation Regional Archery Marshal and served as the MiC for this year's BWTA event. He has previously served as the Archery Captain for the Barony of Sternfeld and BWTA MiC from 2011 to 2013.*

---

## Young Vlad of the Barony of the Flaming Gryphon

*by Brother Lumpy (MKA James Hatchett) and Sayako Enoki*



**Q**uivers & Quarrels is pleased to feature a young archer who is an example for all. His name is “Vlad”. He is nine years old, and resides with his father in the Barony of the Flaming Gryphon, in the Kingdom of the Midrealm.

Vlad discovered the SCA in the summer of 2013 while living in North Carolina. One of his first experiences with the SCA was watching one of the Kingdom of Atlantia's Dukes take the practice field at Windmaster Hill, and from that experience on, Vlad's interests were captured by the Dream. On the way home from seeing that practice in Fayetteville, NC, Vlad told his father that he did not want to do Boy Scouts or anything else. He wanted to participate in the SCA. For the rest of the summer, Vlad worked with Eric Wallcoen, Colin-

Philippe, Bear Wellner, and Alain de la Rochee on youth fighting and chivalry.

Vlad and his father then moved to Ohio in late 2013, where Sir Boris Movila and the members of the Casa de la Muntea introduced Vlad to archery. All summer, Vlad learned about the bow and arrow from Casa de la Muntea. Then, Vlad picked up his bow to participate in the shoots at Harvest Days in September 2014. While he did not place in the youth division that day, he walked off the range after a full day of shooting with arm full of tokens. On his way back to his encampment from the archery field, he gave his tokens to the little children he saw along the way.

Vlad was also elevated to Senior Page in the page school curriculum at Harvest Days. To become a Senior Page, candidates must perform a required 24 hours of combined service, chivalry, and arts and sciences, and Vlad completed these service requirements for Senior Page with a combined total of 80 hours. Vlad



is currently waiting to be elevated to Graduate Page in the page school curriculum, where again he needed a combined total of 24 hours in service, chivalry, and arts and sciences. He has turned in approximately 100 hours toward this requirement. For his arts and sciences requirement, Vlad entered a hand-sewn banner for archery, and after the arts and sciences competition, he donated the banner to his Barony. Upon this selfless act of donation, he told Baron Dafydd Blaidd, "This way, the people can find the archery field since it is always so far away."



One of Vlad's many goals in the SCA is to complete the page school. When Sir Cadogan Blaydes won the Midrealm crown tournament, Vlad decided that he was going to become a Senior Page so he could go before Prince Cadogan. After deciding upon that goal, Vlad then decided that he was going to complete the Graduate Page so he could go before King Cadogon.

When Vlad is not participating in practices and projects with the SCA, he spends his time being a knight outside in his yard. Vlad and his friends enjoy fighting with Nerf swords, or riding their trusty steeds (modernly known as "bicycles"). Outside of SCA pursuits, Vlad enjoys playing Minecraft on his Xbox, where he builds a castle and has his own virtual kingdom.

Vlad is in the third grade and has earned a listing on the honor roll, but the SCA is so much part of his life that Vlad's father had to educate his teacher and principal about the SCA and Vlad's life as a child growing up in the Dream. Modern culture and school policies do not always understand chivalry, the martial arts, and the Dream, nor do they always understand how the Dream grows the imagination, education, self-discipline, and courtly values in children. Like most parents of children who grow up in the SCA, Vlad's father has had some explaining to do. Nonetheless, when Vlad was chosen as the student of the week, he was asked to create a poster about himself. He did not talk much about legos, Minecraft, or video games. Instead, he talked about the SCA, and how he wanted to become a knight.





# Local Archery Practices

*Editor's Note: This list is a work in progress. Please send your submissions and updates for local practices to qqchronicler@gmail.com, or contact me via the Quivers & Quarrels Facebook group. Quivers & Quarrels is only published quarterly, so it is highly recommended to include contact or web information along with a brief description of your archery practice arrangements. YIS, Sayako*

## Ansteorra

### Northkeep

Missile practice scheduled every Sunday from noon until whenever people go home.

9737 W 61st Street S, Sapulpa, OK.74066 (918) 200-5584  
Calling first is a good idea, as I may be gone to an event.

Random cook out / pot lucks. Thrown weapons practice from noon till 2pm. Children's archery practice from 1pm till 2:15pm. Adult archery practice from 2:30pm till people go home.

Submitted by Arthur Blackmoon, Baronial Missile Marshal - Barony of NorthKeep.

*Cancellations: For major regional archery events and if the temperature is below 40 degrees.*

## An Tir

### Barony of Montengard (Principality of Avacal, Kingdom of An Tir Calgary, Alberta)

Archery practice is held at the Calgary Archery Centre 4855 47 St. SE Calgary, AB.

This is an indoor range space with multi distance ranges, 3d course and pro shop.

The SCA hosts practices Tuesday and Friday evenings from 6:30 - 9 pm.

[capt.archers@montengarde.org](mailto:capt.archers@montengarde.org)  
[www.montengarde.org](http://www.montengarde.org)

### Barony of Dragon's Laire (Kitsap County Area, WA)

Fall and winter practices are held at the VFW Hall at 9981 Central Valley Rd NW, Bremerton, WA, on Sundays, from 1-4pm, weather permitting. Thrown weapons practice is held every Tuesday at this location, from 6 pm to 8 pm.

The facility is open for bathroom use only. We will not be using the hall or grounds for other activities during archery practice.

For more information about the archery newcomers program and for updated information about practices throughout the seasons, please visit [www.dragonslaire.org](http://www.dragonslaire.org)

## Barony of Three Mountains (Portland, OR Area)

The Barony of Three Mountains is pleased to host archery practice every Wednesday from 6:30 PM to 8:30 PM at:

Trackers Earth  
4617 SE Milwaukie Avenue  
Portland, OR 97202

This is an indoor 40 yard heated range. Contact Archos Andrew Stiubhard (Baronial Archer) at [archer3m@yahoo.com](mailto:archer3m@yahoo.com), or Archos Eobhan Dunbar at [eobhan.dunbar@gmail.com](mailto:eobhan.dunbar@gmail.com) for more information.

## Barony of Wyewood

By Ikea in Renton, WA. Saturday 10am-1pm, Wed will be 4:30pm-7:30pm. Please contact [t\\_a\\_geyer@yahoo.com](mailto:t_a_geyer@yahoo.com) for more information.

Wyewood also has a Yahoo group for announcing whether practice is on or cancelled, and that is "wyewood\_archery".

Tymme "Prodkiller" Lytefelow  
Chief Archer, Barony of Wyewood  
Arcuaris to HL Evrard de Valogne, OGGs

## Summits (Principality of An Tir)

### Shire of Glyn Dwfn

Archery, thrown weapons, and At'latl practices are currently the second and fourth Sundays of each month from 1pm to dusk in Shady Cove, OR. In inclement weather, we do equipment repairs and construction. As darkness falls we have a potluck dinner and socialize. Check Glyn Dwfn's website at <http://glyndwfn.antir.sca.org/> for address or more information.

## Atenveldt

### Baronies of Sundragon and Atenveldt

The baronies practice together on Sundays at El Oso Park. This is for royal rounds and tournaments only at this time for target archery. October thru April 9 AM and May thru September 7 AM

## Caid

### Altavia

1st, 3rd, and 5th Sunday of every month at Woodley Park 11:30am-3:30pm

### Angels

See webpage at <http://www.sca-angels.org/>, or contact Lady Rayne Archer of Annan at [raynearcherofannan@gmail.com](mailto:raynearcherofannan@gmail.com).

### Calafia

Sundays from 10:00 am to noon, and on Tuesdays and Thursdays at UCSD Thornton Hospital from 5:30pm to 7:00pm

### Dreiburgen

1st and 3rd Sundays, 10am at House Montrose in Pedley, 2nd and 4th Sunday at Paganus and Rekon's

### Dun Or

Unofficial practices Mondays, 6:30-8:00pm at H&W Archery on Trevor St. in Lancaster and last Sunday of the month at 2:00 in Littlerock

### Gyldenholt

Target Archery Practices are weekly on Sunday from 10:30 am to 12:30 pm at the Santiago Park Archery Range in Santa Ana, CA. Contact the Gyldenholt Captain of Archers at [archery@sca-caid.org](mailto:archery@sca-caid.org).

### Lyondemere

El Dorado Park (north of Spring Street), Long Beach 7550 E Spring St, Long Beach, CA, 90815 - Sundays from 1-5; and Thursday nights from 7-9 PM at Rancho park in Cheviot Hills.

### Naevhjem

At Baldwin's keep, a private residence. For more info contact [jotl2008@wildblue.net](mailto:jotl2008@wildblue.net)

### Nordwache

No Info

### Starkhafn

Clark County Archery Range (6800 E. Russell, Las Vegas, NV 89112) located behind Sam Boyd Stadium/Old Silver Bowl Park. Tuesday: 6:00pm until 7:30pm (or dark) Saturday: 10:00am until noon.



## Western Seas

No info

## Shire of Al-Sahid

Same as Dreiburgen

## Shire of Carrweg Wen

On Hold

## Shire of Darach

No Archery Practice

## Kingdom of Lochac

### Barony of Southron Gaard

Weekly practices from 2pm to 4pm every Sunday, weather permitting, on the back field of Kirkwood Intermediate.

Submitted by Darayavaush Ah.r'r. Captain of Archer for Southron Gaard and current Baronial Archery Champion, MKA Damon Daines

## Meridies

### Barony of Thor's Mountain (Knoxville, TN)

The Barony of Thor's Mountain holds its practices on the 2nd and 4th Sundays, 3:30pm to 5:30pm, with reservations (no practices on weekends with Kingdom-Level Events or TM events. We post updates on our website calendar.)

## Midrealm

### Barony of Ayreton (Chicago Area)

Wednesdays: 6:30PM, 7240 Madison Street, Forest Park  
(708) 366-4864  
Confirm with: Forester Lukas Mesmer  
[Stoutmaker@hotmail.com](mailto:Stoutmaker@hotmail.com)

### Barony of Cynnabar (Ann Arbor, Michigan)

"Official Archery Practice in the Barony of Cynnabar is held Sundays from 2-4pm, weather permitting, at the archery range of The Honorable Lord Forester Dillon ap Dillon.

More information regarding archery in the Barony of Cynnabar can be found at our Website: <http://www.cynnabar.org/archery>

For all questions regarding practice dates, times, and the location of the official Baronial archery range, please contact Lady Godaeth se Wisfaest, GM, [archery@cynnabar.org](mailto:archery@cynnabar.org)

## Barony of Flaming Gryphon

Archery practice at Wildlife District 5 at 1076 Old Springfield Pike in Xenia, OH. As of November, indoors.

### The Shire of Eastwatch (Cleveland Ohio area)

The Shire of Eastwatch has archery practice every Sunday from 4:00 to 7:00 p.m. at Free Spirit Farm located at 13987 Watt Road, Novelty, Ohio 44072.

If people would like to contact us about attending, they can email me at [whgkingstone@ameritech.net](mailto:whgkingstone@ameritech.net) or they can call me at (216) 246-0085.

Our practices sessions are announced on the Facebook Pages for Eastwatch, Barony of the Cleftlands, March of Gwyntarian, Northern Oaken Archery, as well as the Eastwatch Yahoo group page. Besides archery, horseback riding is also available at Free Spirit Farm .

### Shire of Mynydd Seren (Bloomington, IN)

When: 2:00 P.M. every Saturday  
Where: Shire of Mynydd Seren  
5501 South Rogers St, Bloomington Indiana  
Contact: Eogan - [Baiaorfred@gmail.com](mailto:Baiaorfred@gmail.com)

*Cancellations: For major regional archery events and if the temperature is below 40 degrees.*

### Barony of Sternfeld (Indianapolis, IN)

Wednesday evenings 7:00 to 9:00 PM at Yurts of America, 4375 Sellers Street, Indianapolis, IN 46226.

Outdoor practices will be announced on the Sternfeld Facebook page and on the Yahoo group page. Come have some fun!

## Trimaris

### Barony of Darkwater (Orange, Osceola, Seminole, and Lake Counties)

When: Darkwater archery practice  
Where: 8545 Treasure Island rd Leesburg, FL 34788  
Address: 8545 Treasure Island Rd Leesburg, FL, 34788  
Contact: Ld Willaum of Willowbrook 352-326-0083

Notes: Practices are the second and last Sunday of the month. We do a potluck after practice if you wish to attend you are more than welcome to join in. We do ask that you bring a little something to add to the meal.

## Barony of Marcaster (Pinellas County, Florida)

Marcaster Archery dates have been set. The following dates are all Sundays. They all start at noon and go until 3pm-ish, and they are all at Camp Soule. This is a free, non-garbed SCA/Baronial archery practice. SCA Archery rules and equipment must be followed and used.

Jan. 18, 2015  
Feb. 8, 2015  
Mar. 8, 2015  
Apr. 19, 2015  
May 10, 2015

All practices are Camp Soule, 2201 Soule Rd., Clearwater, FL 33759  
Some loaner gear is available for folks who wish to try out the sport.

Honorable Lord Gavin Kyncade  
Marcaster Archery & Thrown weapons  
Ranger  
[gavin.kinkade@yahoo.com](mailto:gavin.kinkade@yahoo.com)

### Barony of Oldenfeld (Tallahassee, Gadsden, Wakulla)

When: Oldenfeld Archery Practice  
Where: Ox Bottom Hollow  
Address: 2020 Ox Bottom Road  
Tallahassee, FL 32312  
Contact: Jay or Jancie Ter Louw  
(850) 668-3807

Notes: We will practice at 3 p.m. on any Sunday that does not have an SCA event or mundane schedule conflict. Please call or email to confirm the actual dates of practices.

### Canton of Peregrine Springs (Seminole County)

When: Darkwater East Archery Practices  
Where: Springdale Farms, Longwood FL  
Address: Bay Meadow Lane  
Longwood, FL 32750  
Contact: Bennett Redstone (407) 456-0077

Notes: First, third, and (optionally) fifth Sunday of the month. No practices the Sunday of a Kingdom event. Check postings on Trimaris-Archers board on Yahoo for cancellations.

### Shire of Southkeep (Miami-Dade County/Florida Keys)

When: Every Other Sunday @ 1:00pm  
Where: Homestead  
Address: 20420 SW 319th Street  
Homestead, FL 33030  
Contact: Cian mac Cullough  
(305) 213-3732

Notes: We practice every other Sunday (weather permitting), provided there are no events or modern conflicts. There may occasionally be additional practices scheduled, depending on availability of a



ranger. Please call or e-mail to confirm, or check Facebook. There are usually other activities going on for those who don't want to shoot. Practices are potluck, and we ask that you do bring something to contribute if you can. However, if for some reason you cannot, please don't let that stop you from coming.

### Shire of Trysel (Ft. Myers)

When: Sunday @ 2:00pm  
Where: Fort DeNaud Archery Range  
Address: 506 Trader Road  
LaBelle, FL 33935

Contact: Juliana Strangewayes  
(239) 839-8333

Notes: All are welcome. We will practice on Sundays unless an event or mundane scheduling conflict arises. Please contact by phone or email to confirm and avoid disappointment.

## West Kingdom

### Barony of Eskalya (Anchorage, Alaska)

We usually hold practice Sundays at 2pm at the public range in Kincaid Park during the summer/fall. During the winter we occasionally visit an indoor range. This year we will also be going to the Northwest Archers classes (non-sca.) We will have to use their equipment, (compounds) but at least it will be free target time.

For more information, please contact Dawn Quick at [c\\_textrix@yahoo.com](mailto:c_textrix@yahoo.com)

### Province of the Golden Rivers (Sacramento Area, California)

Target archery practice is held from 10 am to 1 pm, non-event Sundays at Creekwood Equestrian Park in Elverta, CA (Sacramento

area). This is an outdoor range on a horse ranch.

In addition to IKAC, Royal Round, and Seasonal shoots, we have also thrown weapons and mounted archery available, depending on interest. Some loaner gear is on-hand, more in the works.

Archers of Golden Rivers have a Facebook Group for discussion of upcoming practices and other activities:  
<https://www.facebook.com/groups/735450109809751/>

For additional information, contact our Target Archery Marshal, Brigid O'Connor, email: [arcmarshal@goldenrivers.westkingdom.org](mailto:arcmarshal@goldenrivers.westkingdom.org)



## Submission Deadlines

### Summer 2015 Edition

May 31, 2015  
(for publication June 2015)

### Fall 2015 Edition

August 31, 2015  
(for publication in September 2015)

### Winter 2015 Edition

November 30, 2015  
(for publication in December 2015)

### Spring 2016 Edition

February 29, 2016  
(for publication March 2016)

Submissions, including photographs and releases, are due by the submission deadlines above. Questions about submissions may be directed to the Chronicler, at [qqchronicler@gmail.com](mailto:qqchronicler@gmail.com).

Advertising in *Quivers & Quarrels* is not available at this time.

Questions regarding advertising may be directed to the Chronicler, at [qqchronicler@gmail.com](mailto:qqchronicler@gmail.com).

## Submission Guidelines

All submissions require releases.

Written submissions may be of any length. Very lengthy feature articles may be broken up over two or more editions.

Written submissions must be in .doc, .docx, .txt, or .indd format. PDF files may be acceptable, but are not recommended. No other typeset formats. Document formatting for style is optional. Submissions should be minimally formatted with headings so that sections are clear. Academic-style papers with references should be submitted in MLA or APA style with all appropriate citations. Footnotes will be reformatted into endnotes, and tables of content will be omitted.

Photographs and illustrations must be submitted separately as .jpg, .jpeg, .bmp, or .ai files, though they may also be included within the text of the article to indicate placement. Photographs and illustrations of a usable file size and resolution generally cannot be extracted from .doc, .docx, or .pdf files, so the original, full-size files are needed.

In-text photographs should be a minimum of 2048x1536 pixels at 300 dpi. Full-page or cover photographs should be a minimum of 2736x3648 pixels at 300 dpi. Sizes are approximate. Photos with a resolution of 150 dpi or less cannot be used.

Questions about submission guidelines may be directed to the Chronicler, at [qqchronicler@gmail.com](mailto:qqchronicler@gmail.com).

